



# DISEASE EPIDEMIOLOGY PROGRAM Acute Respiratory Disease Surveillance Summary

**Ft Benning: 06 December 2018 – 07 December 2019**

**DEFINITIONS:**

ARD Rate=(ARD cases/Trainees) \*100

ADV = Adenovirus

Strep Rate=(Strep Cultures (+)/Cultures) \*100

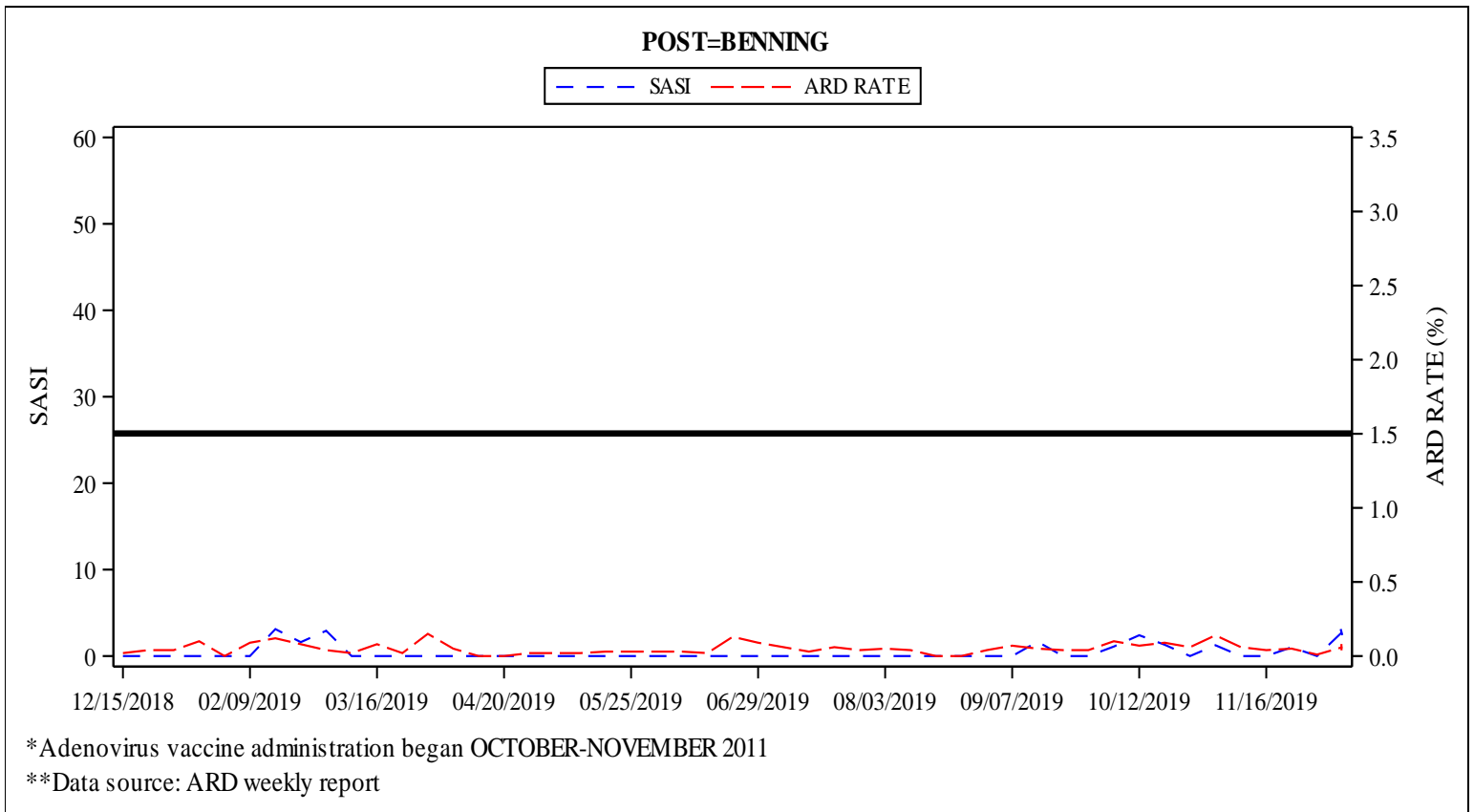
Strep-ARD Surveillance Index (SASI)=(ARD Rate\*Strep Rate)

Strep Testing Compliance (STC) =% of ARD cases tested for Strep at each site (those sites highlighted red are at less than 60% compliance)

**NOTE: All installations have achieved full ADV coverage.**

	ARD Rate	SASI	STC
Benning	0.06 (I)	2.81 (I)	100%
Leonard Wood	0.03 (D)	3.44 (I)	50%
Jackson	0.39 (I)	0.00 (N)	75%
Sill	N/A	N/A	N/A

Summary comparison to previous week  
I = Increase D = Decrease N = No Change N/A = Undefined



Males			
Unit Strength	ARD Cases	Strep Test Done	Strep Positive
6998	4	4	2

Females			
Unit Strength	ARD Cases	Strep Test Done	Strep Positive
126	0	0	0



# DISEASE EPIDEMIOLOGY PROGRAM Acute Respiratory Disease Surveillance Summary

**Ft Leonard Wood: 06 December 2018 – 07 December 2019**

**DEFINITIONS:**

ARD Rate=(ARD cases/Trainees) \*100

ADV = Adenovirus

Strep Rate=(Strep Cultures (+)/Cultures) \*100

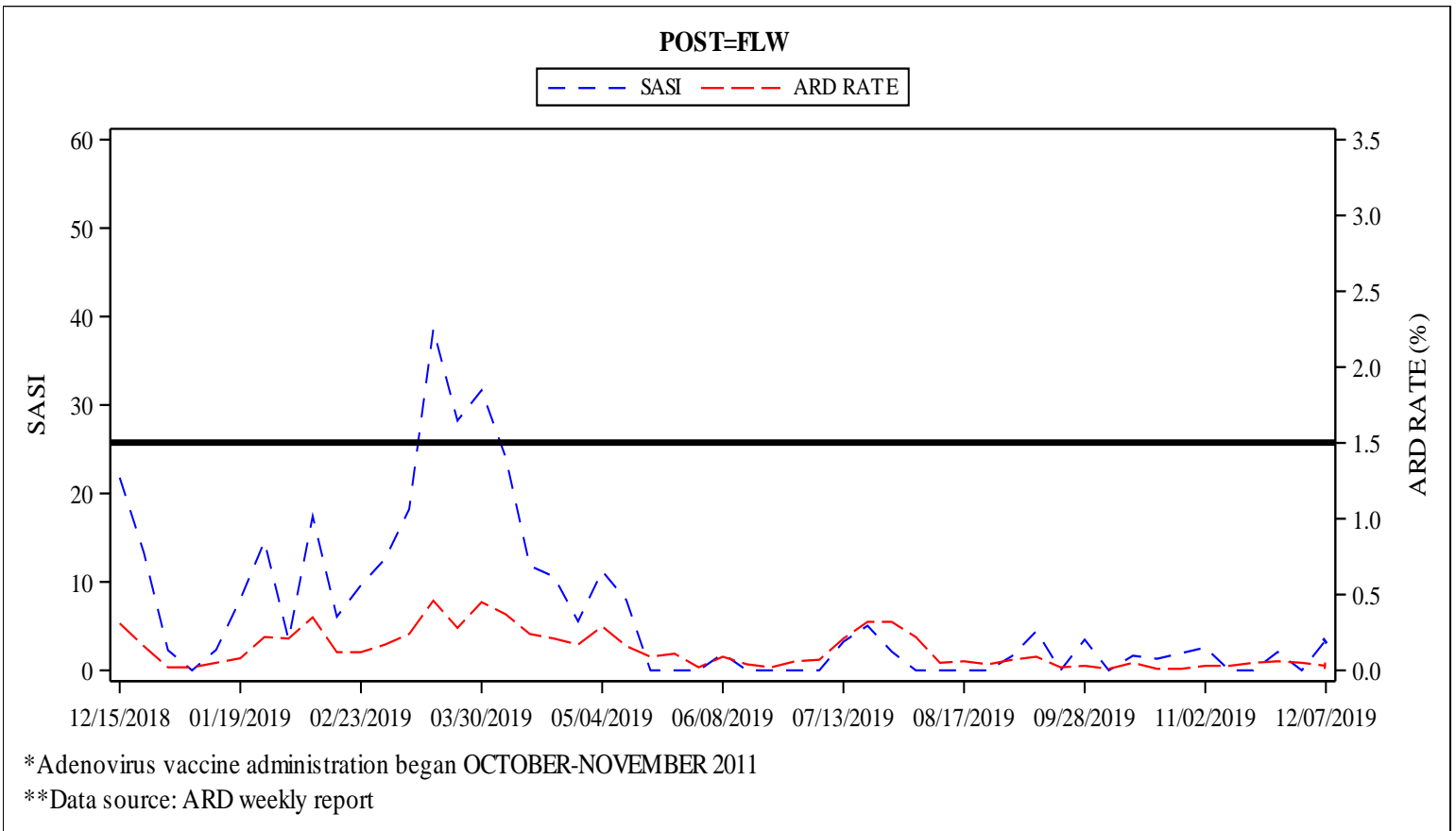
Strep-ARD Surveillance Index (SASI)=(ARD Rate\*Strep Rate)

Strep Testing Compliance (STC) =% of ARD cases tested for Strep at each site (those sites highlighted red are at less than 60% compliance)

**NOTE: All installations have achieved full ADV coverage.**

	ARD Rate	SASI	STC
Benning	0.06 (I)	2.81 (I)	100%
Leonard Wood	0.03 (D)	3.44 (I)	50%
Jackson	0.39 (I)	0.00 (N)	75%
Sill	N/A	N/A	N/A

Summary comparison to previous week  
I = Increase D = Decrease N = No Change N/A = Undefined



Males			
Unit Strength	ARD Cases	Strep Test Done	Strep Positive
4119	2	1	1

Females			
Unit Strength	ARD Cases	Strep Test Done	Strep Positive
1694	0	0	0



# DISEASE EPIDEMIOLOGY PROGRAM Acute Respiratory Disease Surveillance Summary

**Ft Jackson: 06 December 2018 – 07 December 2019**

**DEFINITIONS:**

ARD Rate=(ARD cases/Trainees) \*100

ADV = Adenovirus

Strep Rate=(Strep Cultures (+)/Cultures) \*100

Strep-ARD Surveillance Index (SASI)=(ARD Rate\*Strep Rate)

Strep Testing Compliance (STC) =% of ARD cases tested for Strep at each site (those sites highlighted red are at less than 60% compliance)

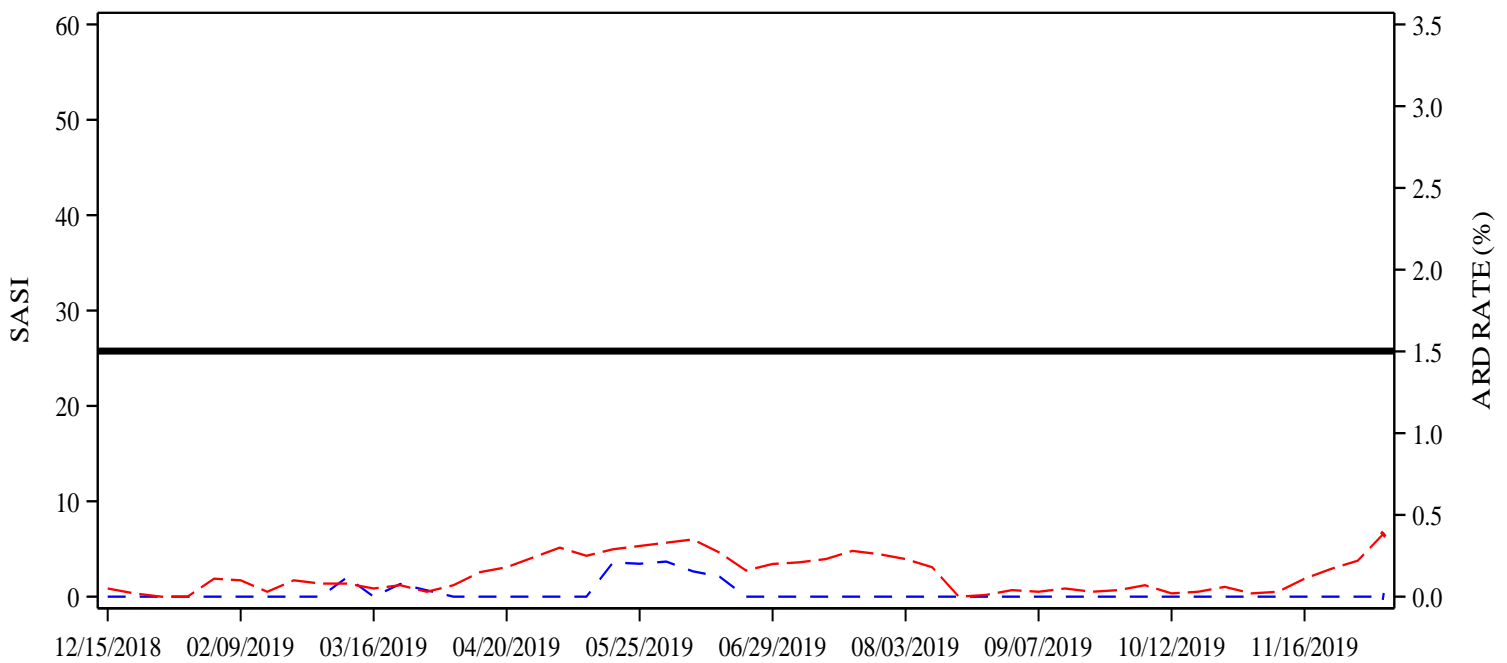
**NOTE: All installations have achieved full ADV coverage.**

	ARD Rate	SASI	STC
Benning	0.06 (I)	2.81 (I)	100%
Leonard Wood	0.03 (D)	3.44 (I)	50%
Jackson	0.39 (I)	0.00 (N)	75%
Sill	N/A	N/A	N/A

Summary comparison to previous week  
I = Increase D = Decrease N = No Change N/A = Undefined

**POST=JACKSON**

--- SASI --- ARD RATE



\*Adenovirus vaccine administration began OCTOBER-NOVEMBER 2011

\*\*Data source: ARD weekly report

Males			
Unit Strength	ARD Cases	Strep Test Done	Strep Positive
4116	15	12	0

Females			
Unit Strength	ARD Cases	Strep Test Done	Strep Positive
2052	9	6	0



# DISEASE EPIDEMIOLOGY PROGRAM Acute Respiratory Disease Surveillance Summary

**Ft Sill: 06 December 2018 – 07 December 2019**

**DEFINITIONS:**

ARD Rate=(ARD cases/Trainees) \*100

ADV = Adenovirus

Strep Rate=(Strep Cultures (+)/Cultures) \*100

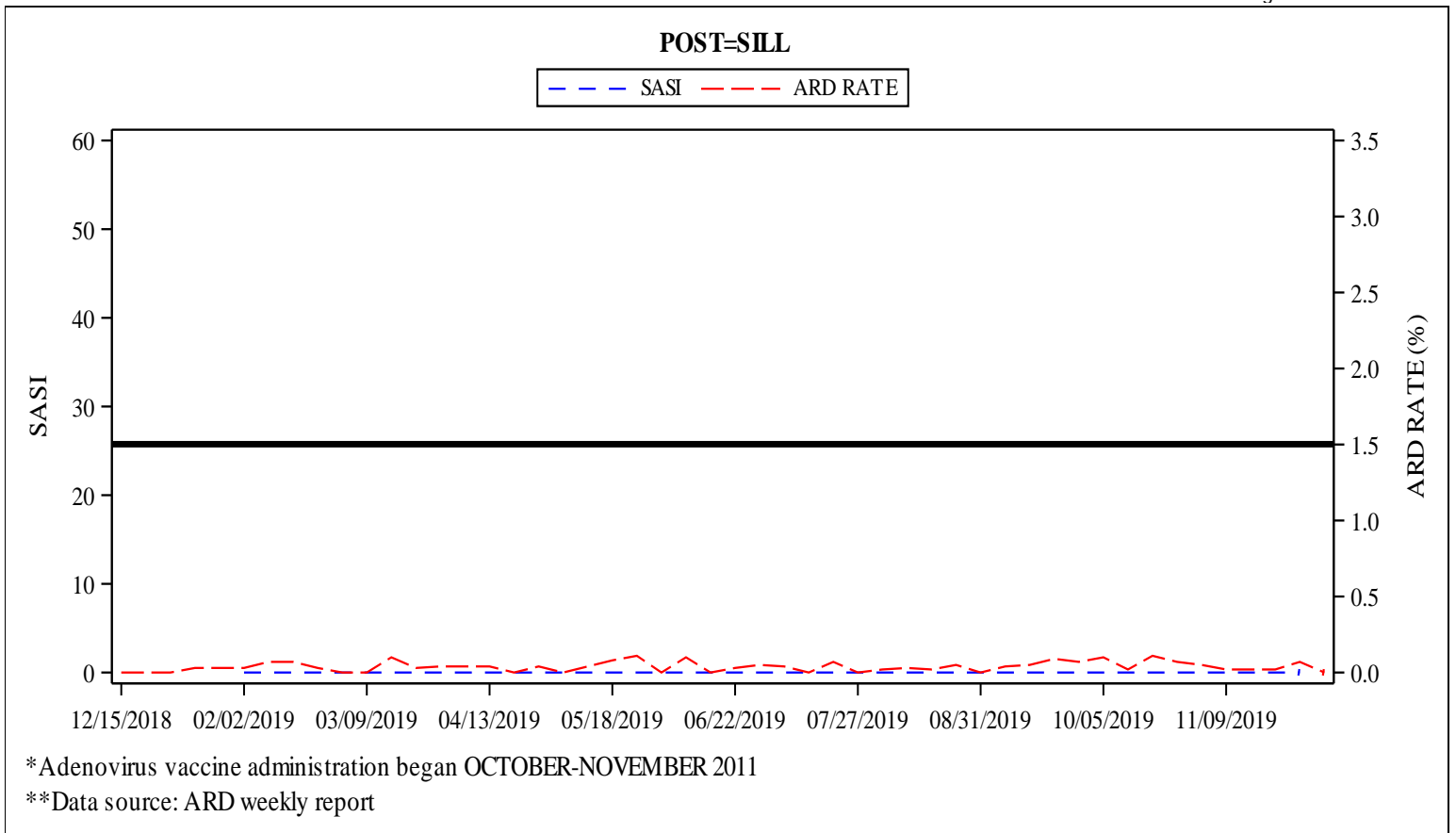
Strep-ARD Surveillance Index (SASI)=(ARD Rate\*Strep Rate)

Strep Testing Compliance (STC) =% of ARD cases tested for Strep at each site (those sites highlighted red are at less than 60% compliance)

**NOTE: All installations have achieved full ADV coverage.**

	ARD Rate	SASI	STC
Benning	0.06 (I)	2.81 (I)	100%
Leonard Wood	0.03 (D)	3.44 (I)	50%
Jackson	0.39 (I)	0.00 (N)	75%
Sill	N/A	N/A	N/A

Summary comparison to previous week  
I = Increase D = Decrease N = No Change N/A = Undefined



Males			
Unit Strength	ARD Cases	Strep Test Done	Strep Positive
2721	0	0	0

Females			
Unit Strength	ARD Cases	Strep Test Done	Strep Positive
1061	0	0	0